

ALABAMA KIDS COUNT



2003 REPORT



# VOICES FOR ALABAMA'S CHILDREN

Major funding for Alabama Kids Count is provided by:

*Annie E. Casey Foundation*

*Alabama Power Foundation*

*AmSouth Bank*

*The Caring Foundation*

Additional funding comes from:

*Alabama Civil Justice foundation*

*Bruno's Memorial Classic Foundation*

*Hackney Foundation*

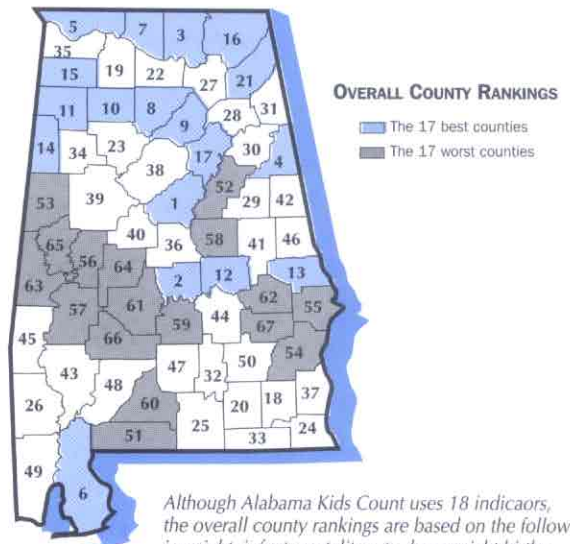
*Protective Life*

*SouthTrust Bank*



## OVERALL COUNTY RANKINGS

RANK	COUNTY	RANK	COUNTY
1	Shelby	34	Fayette
2	Autauga	35	Colbert
3	Madison	36	Chilton
4	Cleburne	37	Henry
5	Lauderdale	38	Jefferson
6	Baldwin	39	Tuscaloosa
7	Limestone	40	Bibb
8	Cullman	41	Tallapoosa
9	Blount	42	Randolph
10	Winston	43	Clarke
11	Marion	44	Montgomery
12	Elmore	45	Choctaw
13	Lee	46	Chambers
14	Lamar	47	Butler
15	Franklin	48	Monroe
16	Jackson	49	Mobile
17	Saint Clair	50	Pike
18	Dale	51	Escambia
19	Lawrence	52	Talladega
20	Coffee	53	Pickens
21	De Kalb	54	Barbour
22	Morgan	55	Russell
23	Walker	56	Hale
24	Houston	57	Marengo
25	Covington	58	Coosa
26	Washington	59	Lowndes
27	Marshall	60	Conecuh
28	Etowah	61	Dallas
29	Clay	62	Macon
30	Calhoun	63	Sumter
31	Cherokee	64	Perry
32	Crenshaw	65	Greene
33	Geneva	66	Wilcox
		67	Bullock



Although Alabama Kids Count uses 18 indicators, the overall county rankings are based on the following eight: infant mortality rate, low-weight births, Children's Health Index, births to unmarried teens, vulnerable families, children receiving AFDC/TANF, children in poverty, and single-parent families.

STATE  
**48**  
RANKING



# Alabama

## DEMOGRAPHICS

1990

2000

Total state population	4,040,587		4,447,100	
State child population	1,060,001		1,123,422	
Children as percentage of Alabama's population	26.2		25.3	
The children of Alabama				
Under age 5	283,295	26.8	295,992	26.3
Ages 5-9	293,587	27.7	315,345	28.1
Ages 10-14	299,413	28.3	320,252	28.5
Ages 15-17	182,493	17.2	191,833	17.1
The diversity of Alabama's children				
White	701,952	66.3	711,149	63.3
African American	343,024	32.4	357,442	31.8
Hispanic	7,940	0.7	24,875	2.2
American Indian/Alaskan Native	5,697	0.5	6,004	0.5
Asian Pacific/Islander	6,268	0.6	7,777	0.7
Other races	1,847	0.2	1,563	0.1
More than one race			14,612	1.3
Median family income	\$37,233*		\$41,657	
All persons living below poverty level	18.3%		16.1%	
Working women with young children	55.0%		56.6%	
Women receiving first trimester prenatal care**	75.3%		82.4%	

\*Adjusted for inflation. \*\*Data from 1991 and 2001.

INDICATOR	NUMBER		RATE		TREND
	Base Year	Current Year	Base Year	Current Year	

## HEALTH

Infant mortality rate	704	567	11.2	9.4	I
Low weight births	5,470	5,815	8.7	9.6	W
Child health index	34,539	35,037	56.9	58.1	—
Births to unmarried teens	7,528	6,492	12.0	10.8	I

## EDUCATION

First grade retention	4,690	3,957	7.4	6.8	
Event dropout rate	12,524	7,427	6.1	3.7	I
Projected dropout rate	14,384	8,498	22.1	14.1	I

## SAFETY

Child death rate	310	256	38.0	29.2	I
------------------	-----	-----	------	------	---

Children with indication of abuse or neglect	17,238	11,262	16.2	10.0	I
--	--------	--------	------	------	---

Juvenile substance abuse arrest rate	1,512	2,394	316.0	465.7	W
--------------------------------------	-------	-------	-------	-------	---

Juvenile substance abuse court referral rate	2,845	5,200	594.7	1,011.6	W
--	-------	-------	-------	---------	---

Juvenile violent crime arrest rate	767	664	160.3	129.2	—
------------------------------------	-----	-----	-------	-------	---

Juvenile violent crime court referral rate	3,003	3,280	627.7	638.1	—
--	-------	-------	-------	-------	---

Preventable teen death rate	291	227	92.1	69.7	I
-----------------------------	-----	-----	------	------	---

## SECURITY

Vulnerable families	4,477	3,310	16.7	13.6	I
---------------------	-------	-------	------	------	---

Children receiving AFDC/TANF	101,694	28,363	8.5	2.2	I
------------------------------	---------	--------	-----	-----	---

Children in poverty	250,485	233,961	24.0	21.2	
---------------------	---------	---------	------	------	--

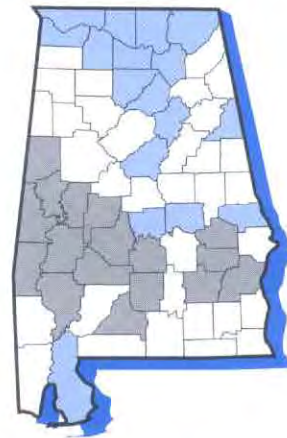
Single parent families with children	155,185	203,931	27.0	32.8	
--------------------------------------	---------	---------	------	------	--



VULNERABLE FAMILIES



CHILDREN RECEIVING  
AFDC/TANF



CHILDREN IN POVERTY



SINGLE-PARENT FAMILIES

**Juvenile Substance Abuse Court Referral Rate:** The number of cases adjudicated by the juvenile court system involving persons under 18 years of age referred to the court for the sale of illegal drugs, the possession of illegal drugs, driving under the influence of alcohol, the violation of liquor laws, or drunkenness per 100,000 persons aged 10 through 17.

**Juvenile Violent Crime Arrest Rate:** The number of arrests of persons under age 18 for violent offenses (homicide/manslaughter, forcible rape, robbery, or aggravated assault) per 100,000 persons aged 10 through 17.

**Juvenile Violent Crime Court Referral Rate:** The number of cases adjudicated by the juvenile court system involving persons under 18 years of age referred to the court for murder/manslaughter, forcible rape, robbery, or aggravated assault or simple assault per 100,000 persons aged 10 through 17.

**Low Weight Births:** The percent of all live births recorded as low birth weight (under 5.5 pounds or 2,500 grams).

**Median Family Income:** The point at which half of the families are above a specified income level and half of the families are below.

**Persons below Poverty Level:** The number of persons living below the federal poverty threshold expressed as a percentage of the total population.

**Prenatal Care in First Trimester:** Percent of mothers who started prenatal care during the first three months of pregnancy.

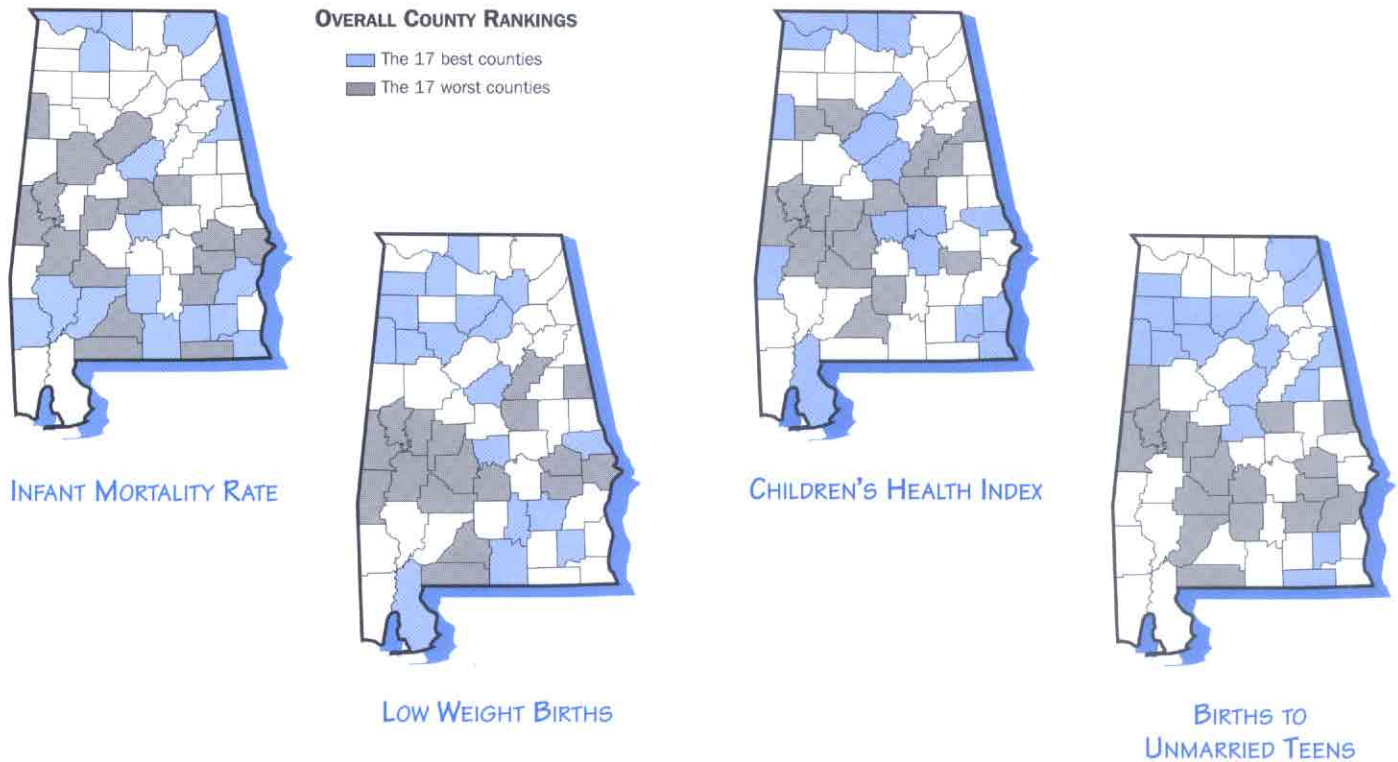
**Preventable Teen Death Rate:** The number of deaths from homicide, suicide, and accidents to persons aged 15 through 19 per 100,000 persons in that age group.

**Projected Dropout Rate:** The proportion of the ninth grade class for the specified school year that would drop out of school prior to graduation if that year's grade specific dropout rates were to remain constant in subsequent years.

**Single-Parent Families:** Percent of all children under 18 years of age living in a family headed by only one parent.

**Vulnerable Families:** First births to unmarried teenage mothers who had not finished high school as a percent of all live births.

## OVERALL COUNTY RANKINGS



## INDICATORS AND DEFINITIONS

**Births to Unmarried Teens:** The number of live births to unmarried females aged 10 through 19 expressed as a percent of live births to women of all ages.

**Child Death Rate:** The number of deaths from all causes to children aged 1 through 14 per 100,000 children of those ages.

**Children in Poverty:** Related children under 18 living below the federal poverty threshold expressed as a percentage of all related children under 18.

**Children Receiving AFDC/TANF:** The number of children in families receiving AFDC/TANF payments during February of the specified year expressed as a percentage of all children under 20. In 1996, the AFDC program ("Aid to Families with Dependent Children") became the TANF program ("Temporary Assistance to Needy Families").

**Children with Indications of Abuse or Neglect:** The number of children with indication of abuse or neglect per 1,000 children under 18.

**Children's Health Index:** The percent of total births with none of six birth characteristics that affect children's later school success (late or no prenatal care, low maternal weight gain, mother smoked during pregnancy, mother drank alcohol during pregnancy, three or more older siblings and closely spaced birth).

**Employed Mothers with Young Children:** Percent of mothers with children under six either employed or serving in the armed forces.

**Event Dropout Rate:** The percent of students in 9th through 12th grades who dropped out in a given year.

**First Grade Retention Rate:** The number of children in the first grade who were retained as a percent of all first graders.

**Infant Mortality Rate:** The number of deaths to infants under one year of age per 1,000 live births.

**Juvenile Substance Abuse Arrest Rate:** The number of arrests of persons under age 18 for the sale of illegal drugs, the possession of illegal drugs, driving under the influence of alcohol, the violation of liquor laws, or drunkenness per 100,000 persons aged 10 through 17.

# Mission Statement

*To ensure a decent childhood for every Alabama child.*

*To accomplish this mission,  
VOICES for Alabama's Children:*

- *researches the conditions of children in our state*
- *communicates those conditions to those who can work for change*
- *advocates for public policy and private programs that will improve the lives of children and families, and*
- *builds coalitions to work for improvement in Alabama's child well-being.*

*The following are programs of  
VOICES for Alabama's Children:*

*Alabama Kids Count*

*Children's Legislative Agenda*

*Children's Legislative Report*

*Kids and Kin Program*

*Legislative Advocacy*

*Children's Issues Public Awareness Campaign*

*Regional Meetings of Child Advocates*



1-800-444-KIDS (5437) ■ E-mail: [vfac@alavoices.org](mailto:vfac@alavoices.org)

Website: [www.alavoices.org](http://www.alavoices.org)

P.O. Box 4576, Montgomery, AL 36103-4576